

2.1 CSH09 SLEEPER HANDLER



The CSH09 Sleeper Handler is primarily designed as an attachment for lorry self-loading cranes.

The device is adjustable to cope with a wide range of sleeper widths, depths and lengths. Wear pads are fitted to reduce damage from exposed reinforcing rods common to continental sleepers.

Adjustment is simple and damage to the sleepers is prevented by the fitment of rubber protectors to the contact areas.

The device may be supplied fitted with a hydraulic rotator or a simple swivel hook attachment point.



FEATURES

- Strong and Reliable
- Check valves on hydraulic cylinders
- Heavy Duty slide ways
- All Steel Welded Construction
- High Resistance to Dynamic Loads
- High Resistance to Abuse
- Proven in Use Since 2009
- 2,000 kg WLL
- 4,000 kg Proof Load
- Full Factory Parts Backup
- CE Marked

A VERSATILE SLEEPER LOADING GRAB FOR ROAD HAULAGE APPLICATIONS

SPECIFICATIONS


Weight (4 sleeper model)	525 kg
WLL (Safe Working Load)	2,000 kg
Proof Load (Factory test)	4,000 kg
Mechanism	Hydraulic
O/A Height	960 mm
O/A Width	1515mm
O/A Length (min)	2040 mm

Max. Hyd. Pressure (grab)	290 Bar
Min. Hyd. Pressure (grab)	90 Bar
Max. Hyd. Pressure (rotate)	160 Bar

Body Colour	08E51 Yellow
Cylinders	Signal Red

DOCUMENTATION

Operator's Manual
Parts Manual
Maintenance Plan
LOLER Test Certificate




BENEFITS

Check valves on cylinders protect against hose failure

All known wear points fitted with replaceable wear parts


Designed for long life and hard work



OPTIONS AND ORDERING INFORMATION

The CSH09 Sleeper Handler is available in four and six-sleeper models.

The device may be specified with our full range of adapter heads for excavator or truck crane mounting.



Example: CSH09-06-06 Six-Sleeper Handler with rotator and truck mounted crane adapter.

PRODUCT ACCEPTANCE

This product is primarily specified for use with lorry mounted cranes in the road haulage of sleepers

As such no application has been made for Product Acceptance however Thomson Engineering will be pleased to make an application if required

MODEL NUMBERS FOR ORDERING

When ordering this product please use the ordering code below to specify the correct options

CSH09-□□-□□

Handler Capacity	Code
<i>Four Sleepers</i>	04
<i>Six Sleepers</i>	06

Adapter Type	Code
<i>Grab with flange only</i>	00
<i>Fixed head for swivel hook</i>	01
<i>Swivel head for fixed hook</i>	02
<i>Rotator + 1 pin head</i>	03
<i>Rotator + 2 pin head</i>	04
<i>Archimedes / QC adapter head</i>	05
<i>Rotator + truck crane adapter</i>	06
<i>Special Adapter</i>	07

NOTE

When ordering adapter heads we will need to know the dimensions of your host machine.

Please see Section 10 for details of the dimensions we require for each type of adapter head.

See Section 10 for adapter types and details